



President's Column

Colin Deane

Winter is finally nudging an unusually warm and calm autumn to one side in London. Never mind snow, will there still be leaves on oak trees on Christmas day? Even though the ASM is only a month past, it seems like a long time ago now. In the meantime, pressures in our hospital are increasing and the end of the year sees even more financial scrutiny at every level. I suspect we're not alone.

One of the positive messages that came from the Brighton meeting is how much members are managing to do even though times are difficult and resources strained. There was an excellent poster session and several talks showing innovation and new ideas.

In a vascular session I was startled to find that a sonographer was undertaking endovenous laser treatments in a room adjacent to another where a surgeon was running another parallel treatment. Linda Harris from Salisbury laid it all before us, the proposal, her surprise at the ready acceptance, the training, the method, the results (excellent) and the patient feedback (this too excellent). Not only are patients happy, but the costs are lower than they would be if surgeons did every case and sonographers feel ever more valued and valuable.

It is very gratifying for the Society to be able to bring people together to share positive experiences and to learn, new skills, new ideas and new information. Thank you to all who contributed and helped make it a success and an especially huge thank you to Pete Hoskins and his team for the programme.

Elsewhere, in the news, there's a bit of coup for Dr Gail ter Haar and her safety committee. Having had BMUS safety guidelines accepted by the several countries that make up EFSUMB (European Federation of Societies ...you know the rest), she has heard that the American AIUM has accepted and adopted the BMUS recommendations for obstetric exposure. Perhaps these are moves in the direction of a consistent and unified message on safety.

A feather in the cap for the **BMUS safety committee.**

Speaking of EFSUMB, it was fascinating to attend their Council at the Vienna meeting.

There are a good 25 or so countries represented (as long as they've paid their subs) and representatives sat around a large table like a mini United Nations. When it comes to votes, a proportional system works, and rather like the block votes of the TUC, a few societies carry a large weighting. In fact, the Germans with the Austrians and Swiss can outvote everyone else so it pays to discuss things with them. As I found out.

EFSUMB are doing good things, however, and there are excellent resources on their website with a thorough ultrasound textbook in preparation and a new educational portal with case studies and guidelines to download. BMUS is well represented within the European ultrasound community and the benefits are proving mutual. www.efsumb.org Worth a detour as they say.

Honorary Secretary's report

Carmel M Moran

Welcome to this December edition of the BMUS newsletter.



At our strategy day, BMUS council voted to increase the number of newsletters each year to 4 to keep you, the members, up-to-date with current strategic developments within BMUS and within our European (EFSUMB) and World (WFUMB) associated organisations.

We are sending this edition of the newsletter out in paper form, but we anticipate that within the next year you will receive this in electronic format. This will enable us to keep in touch more regularly, enable storage of the issues electronically and reduce the costs at the BMUS office.

Nearly 500 people attended the BMUS ASM conference in October in sunny Brighton. Despite the increasingly stringent

In this issue

- President's report
- Honorary Secretary's Report
- Treasurer's Report
- A few words from the Journal Editor
- Policies and guidelines
- BMUS goes to... for 2012
- Professional Standards Committee Report
- Heading into the 21st century
- Dates for your diary

Contact us

BMUS, 36 Portland Place,
London W1B 1LS

Tel: 020 7636 3714
Fax: 020 7323 2175

www.bmus.org

Continued overleaf

Hon Sec report contd

cuts within the NHS and associated cuts in research funding, the quality of both oral and poster presentations was extremely high.

The poster prizes at the ASM (£100 and 2x £50 plus free BMUS membership for 1 year) were hotly contested. Judged by a panel which included sonographers, clinicians and physicists, and scored both for content and production quality, the three poster presentations, which impressed the judges were:

1st prize Poster 24 - **An evaluation of the antenatal ultrasound obesity clinic at the Jessop Wing Maternity Unit, part of Sheffield Teaching Hospitals NHS Foundation Trust.** **Bullivant E**, Sheffield Teaching Hospital NHS Trust

Runner-up Poster 20 - **Accuracy of ultrasound diagnosis of groin hernia.** **Chiu K**, Wilson R, Bates J, Razack A, Taylor D, Hull & East Yorkshire NHS Trust.

Runner-up Poster 31- **Evolution of an efficient musculoskeletal service pathway in Hull.** **Drury CS**, Der Tavitian J, Parker P, Hull & East Yorkshire Hospitals trust

Oral presentations were scored by the Chairs for each session and at the end of the conference the three presentations which scored the highest were:

1st prize Pelvic ultrasound: acute emergency pathology. **Partington KJ**, Bhuva S, Leeds Teaching Hospital Trust

Runner-up Dose-dependent artefact in the carotid artery with dynamic contrast enhanced ultrasound. **Thapur A**, Shalhoub J, Mannaris C, AH Davies, Averkiou M, Leen ELS, Imperial College, London

Runner-up New formulations of albumin and dextrose based microbubbles for improved in vivo gene transfection. **Browning RJ**, Mulvana H, Tang MX, Hajnal JV, Imperial College London; Wells DJ, Royal Veterinary College, London; Eckersley RJ, Imperial College London

In addition, the **BMUS Young Investigator title** was awarded to **Dr Karen Partington** from Leeds with a presentation entitled: 'Pelvic Ultrasound: acute emergency.' Karen will represent BMUS at the next EFSUMB meeting (Euroson) held in Madrid in April 2012.

Congratulations to all our winners. We look forward to reading extended versions of all these posters and oral presentations as articles within the Ultrasound Journal later this year.

The **AGM** was also held at the ASM. Two new council members were elected – **Dr Rhodri Evans** from Swansea and **Ms Ellen Neale** from Cambridge. We look forward to their input on the Council over the next 3 years.

Honorary Treasurer's Report - Roger Moshy



BMUS is striving to be the première body representing those with an interest in ultrasound throughout the UK.

Indeed it is the only such body that there is. Ultrasound has become a tool that many clinicians of all persuasions are using in their practice. There is a need for a strong organisation to represent all those users and **BMUS** is that organisation. Its main strength is that it is multidisciplinary and a friendly Society freed from any constraints to please anyone other than its members. It also represents us on the world stage and opens the door for its members to access the riches of our international colleagues.

Unfortunately to make this all possible your Society needs money. In the past this came from various sources outside the membership but those days are few and far between. Increasingly the running costs have to come from our subscriptions which are already cheap compared to sister organisations - brother organisations too if you want to be politically correct.

The Council has embarked on an ambitious plan to bring the Society more into the 21st century and this needs the input of all the members to help us achieve the goal. I am the treasurer so it will hardly be surprising that my role is to explain the need to raise our subscriptions to enable us to move forward and - I cannot emphasise this enough - to survive as well as to go from strength to strength.

I hope these few words have put you all into the picture. Soon our rates for next year will be announced, for UK members currently active in ultrasound, the increase is just under 10%, for students the subscription has been rounded up to £30.

Dear members we do not just want you to rejoin - we ask you to rejoin, stay with us and recruit new members and also to actively help us elevate our organisation to new heights. While we welcome several payment methods, the ideal is a direct debit.

Most important of all please "gift aid" your subscription!



As Emma Chung reports on page 5, plans are already underway for the **2012 ASM**. This will be held in Telford on the 10 -12th December. Telford is very accessible both from the north and south– as requested by members who responded to the survey sent out earlier this year. The purpose-built conference centre here suits our needs extremely well. **We will post further details on the conference and abstract submission dates in our next Newsletter which should be with your May edition of Ultrasound.**

Hon Sec report contd

As you will have read in the Treasurer's column, BMUS membership fees are increasing.

As you know part of the subscription fee that is paid to BMUS is paid to the European Federation Society of Ultrasound in Medicine and Biology (EFSUMB). As members of both organisations, we have access to both the BMUS and EFSUMB web-sites, providing a valuable resource for ultrasound related policy and guidelines.


I have listed some **Guidelines and Recommendations** below which are available as PDF documents from either the **BMUS** or the **EFSUMB web-sites**.

Please do check them out when you have a minute.

EFSUMB web-site

www.efsumb.org/guidelines/guidelines01.asp

- Minimum training recommendations for the Practice of Medical Ultrasound in Europe
 - Clinical safety statement for diagnostic ultrasound 2008
 - Guidelines for ultrasound guided breast biopsy -2005
 - Review of interventional ultrasound in the abdomen 'safety first' - 2004
 - Diagnostic amniocentesis in singleton pregnancy- 2002
 - Guidelines for the safe use of extracorporeal shockwave Lithotripsy (ESWL) devices - 1994
 - Guidelines for the safe use of Doppler Ultrasound for clinical application - 1995
- Technical appendix of the 2011 EFSUMB Non Liver CEUS guidelines



www.efsumb.org/guidelines/EFSUMB-Guidelines_CEUS.pdf
Guidelines for the use of Contrast Agents in Ultrasound January 2004

www.efsumb.org/mediafiles01/ceus-guidelines2008.pdf
Guidelines and good clinical practice recommendations for contrast enhanced ultrasound (CEUS) Update 2008

www.thiemeconnect.deejournalskooperation/81/1314339728825.pdf

The EFSUMB guidelines and recommendations on the clinical practice of contrast enhanced ultrasound (CEUS): update 2011 on non-hepatic applications.



BMUS web-site

www.bmus.org/policies-guides/pg-home.asp

www.bmus.org/policies-guides/pg-fetalmeas.asp
Fetal size and dating: charts recommended for clinical obstetric practice - 2009

www.bmus.org/policies-guides/pg-asumlinks.asp
A wide range of statements and policies of the Australasian Society for Ultrasound in Medicine (ASUM) whose policies are not endorsed by BMUS but are for the use of UK practitioners where appropriate.

www.bmus.org/policies-guides/pg-safetystatements.asp

A wide range of safety statements including statements on:

- Souvenir Scanning
- Safety guidelines for trainees using live subjects Public Safety statement

www.bmus.org/policies-guides/BMUS-Safety-Guidelines-2009-revision-FINAL-Nov-2009.pdf

Guidelines for the safe use of diagnostic ultrasound equipment. Prepared by the **Safety group of the British Medical Ultrasound Society.**

<http://www.bmus.org/policies-guides/pg-tredustatements.asp>

Training and Education Statements including statements on-

- Guidelines for live demonstrations of patients scans to an audience
 - Guidelines for the management of safety when using volunteers and patients for practical training in ultrasound scanning
 - Consent form for ultrasound scanning for the purposes of teaching and/or demonstration
- Training committee business case template

www.bmus.org/policies-guides/SoR-Professional-Working-Standards-guidelines.pdf

Guidelines for professional working standards: ultrasound practice

www.bmus.org/policies-guides/pg-clinprotocols.asp

BMUS clinical protocols

- Extending the provision of ultrasound services in the United Kingdom
 - Statement on patient information and informed consent
 - Statement on Confirmation of early fetal demise
 - Recommendations for reporting carotid ultrasound investigations (European journal of Vascular and Endo-Vascular Surgery)
 - European guidelines and good practice recommendations for contrast enhanced ultrasound, (EFSUMB)
- Clinical governance in ultrasound (National ultrasound steering group)

The next edition of the Newsletter will feedback on the strategy day held mid-November with BMUS council members, and will highlight our plans to improve the Society to ensure increased value for membership fees for BMUS members.

If you have any thoughts for improvement within the Society, we are always open to receiving such ideas, either directly to me or to the BMUS office.

Have a great Christmas.

**Carmel M Moran
Honorary Secretary**

Preena Patel represents BMUS at WFUMB, Vienna

On the August bank holiday weekend, I was extremely fortunate to be able to attend the WFUMB conference in Vienna as the BMUS nominee for the young investigator award. Seven other nominees representing other institutions from around Europe also attended to compete for the award.

A prize is, of course awarded to the winner of the young investigators competition. However this year, in addition to the prize, the president of WFUMB, M.Claudon, invited former presidents to make an appropriate gift of his own choosing to each of the nominees.

The nominees were also invited to the formal "President's Dinner," at the Palais Daun Kinsky (a very lavish affair!) at which we had the pleasure of meeting the current and former presidents.



Each of them spoke at the dinner to explain his gift, and it became clear that each of them had pioneered ultrasound techniques which form the basis of our practice today.

I did not win first prize for young investigator award, however at the close of the conference I was presented with a fantastic gift from Dr Hiroki Watanabe- the original paper in which he was the first to report transrectal ultrasound of the prostate in 1971. Clearly this was a treasured possession for Dr Watanabe and it is an honour to have received this gift.



Thank you to BMUS for this wonderful opportunity.

A word from the journal Editor - Hazel Edwards

During 2011 *Ultrasound* has featured a top range of articles including original research and reviews.



There have been several comprehensive pictorial essays, which are always popular as educational refreshers. In addition, the new Technical Tips section has provided useful hints which may benefit other clinicians. The Point-of-care Ultrasound series is gaining momentum and will be continued throughout next year's issues.

Once again the BMUS competition for best paper by a postgraduate student attracted strong submissions this year and the winner will be announced in the editorial of February's issue. They will win a year's subscription to BMUS and a cash prize kindly sponsored by the Royal Society of Medicine Press.

Your editorial team- Diane, Jacinta and I have been working hard to commission cutting edge work ready for publication during 2012. Our editorial board members and reviewers then provide expert advice on the quality of content, which helps us to refine manuscripts.

Here at the journal we are always keen to hear your views and ideas for future papers so please feel free to contact us.

It's always a pleasure to work with so many enthusiastic authors, but whilst some are very experienced writers, we are also delighted to support authors new to the publishing process. We work closely with them throughout the review and editing stages, if required, before their paper finally goes for typesetting. Anyone wishing for advice on any aspect of an article they have written, or are thinking of writing, please just email me or go to <http://mc.manuscriptcentral.com/ult> for author guidelines and information on the submission process.

I'm delighted to welcome **Professor John Hossack** as our new international editor. John, originally from Scotland, is a professor in biomedical engineering at the University of Virginia, Charlottesville, US. His research interests lie in improving the diagnostic confidence of medical ultrasound. A key speaker at the annual scientific meeting in Brighton this year, his lectures included future developments in ultrasound instrumentation and contrast imaging and drug delivery. He will work closely with myself and the deputy editors on all aspects of *Ultrasound* but will have a particular focus on managing our overseas contributions. It's great to have him on board and I look forward to working with him.

In 2012, we look forward to bringing you a broad selection of professional and educational aspects of ultrasound from UK and overseas contributors, a special issue on elastography applications, and a welcome return of veterinary ultrasound.





**BMUS 2012
Scientific Organising
Committee Chair
Emma Chung reports**

It is my great pleasure to be invited to help organise the 2012 BMUS Annual Scientific Meeting, which will take place in the heart of England at Telford from the 10th-12th of December 2012.

I'm already busy planning a packed programme for a very special festive BMUS ASM. Telford is known as 'the birthplace of industry' and is the perfect venue for discussing novel ultrasound technologies. New applications are being developed all the time and this meeting provides a vital forum for ultrasound practitioners and scientists to have an opportunity to learn from each other, discuss and exchange ideas and benefit from one another's expertise.

In recent years, users of ultrasound have diversified to include a wide range of practitioners and greater need for training than ever before. A main goal of this conference is to bring ultrasound users up to date with current trends and standards to enhance ultrasound practice within the NHS.

World-leading experts will be on hand to present and discuss the latest breakthroughs in research and translation of ultrasound technologies to a clinical setting.

Manufacturers are invited to showcase the latest advances in ultrasound technology, and there will be plenty of opportunities to mingle and gain new skills through our popular hands-on workshops and professional development tutorials. This not-to-be-missed meeting also provides a forum for attendees to join with key specialists, sonographers and physicians as they meet to discuss the strategic vision of medical ultrasound in the UK.




“I am currently in the process of revitalising the scientific programme to provide greater opportunities for collaboration, facilitating exchange of ideas and highlighting novel research.”

This year we will be offering reduced registration to early career researchers to support and encourage the growth of ultrasound research in the UK. For the first time, we will also be inviting clinicians to submit brief Case Reports for presentation and discussion during the conference. All accepted abstracts will be available online and published in Ultrasound.

Contd overleaf

**BMUS Professional Standards Committee-
Julie Walton**



BMUS has been looking at setting up a **Professional Standards committee** for some time now and I am delighted to announce the launch of this group in this BMUS news.

The committee has a multi-disciplinary membership and its main purposes are two-fold at this stage:

- 1. To provide expert guidance on clinical and professional issues.**
- 2. To scrutinise documents and where appropriate award BMUS endorsement / accreditation of non-credit bearing courses.**

DO YOU WANT TO BE A PART OF THIS COMMITTEE?

We are currently looking for **3 BMUS members** to add to the current membership of this committee. Face-face meetings are kept to a minimum and most of the work can be done via a 'virtual committee' approach electronically. So if you feel that you have the skills and attributes to contribute and want to influence national practice then please contact me.

Anyone interested is very welcome to email me to arrange a time to discuss this.
My email address is julie.walton@liv.ac.uk

**APPLYING FOR BMUS ENDORSEMENT/
ACCREDITATION OF COURSES**

BMUS offers either endorsement of ultrasound courses or accreditation of ultrasound courses.


Details of the process and related costs can be obtained from the BMUS office by contacting rachel@bmus.org or calling 020 7636 3714.

**Julie Walton
Chair- BMUS Professional Standards
Committee**

BMUS 2012 contd

I'm looking forward to welcoming you to the 44th Annual Scientific meeting of the British Medical Ultrasound Society.

We promise a fun and welcoming social program with time out to visit the nearby UNESCO world heritage site at Ironbridge Gorge.



Look out for your official Conference invite and list of keynote speakers with the next issue of the journal.

Wishing you an ultrasonic New Year and hoping to see you at BMUS 2012!

Dr Emma Chung

Chair of the Scientific Organising Committee for BMUS 2012

Ultrasound has never been more down with the kids...

Billed as "an absolutely unmissable pop event and unbeatable value for all the family"

Sadly you have missed it, as it was held in September in Tamworth.

With a line-up that boasted Tinie Tempah, N-Dubz, The Saturdays, Madness, Scouting for Girls, Example and Chipmunk it's one to keep your ultrasonic eyes on for next year.

Your kids will love you for it.



Ultrasound on the one show

Having been originally scheduled to air in September, a short piece of the early **History of Medical Ultrasound in Scotland** was shown on the *One Show* on BBC 1 on the 8th November.

This was one of three segments on ultrasound to be broadcast. Others featured ultrasound used for metal testing, and new developments in medical ultrasound.

Thanks go out to Tom Brown for his starring role with Dr Mark Porter (below) and to John Fleming for giving his time in tinkering with the B-scanner to prepare for this piece.

"Dr Mark Porter discovers the surprising origins of ultrasound."



"Diasonograph" static B-scanner

Thanks to Tom Brown who took this photo.

the
one
show



If you don't embrace the wonders of the web these days you get left behind.

BMUS now has a facebook page but not many people know about it yet...

So please go and check it out, and feel free to add any relevant events or ultrasound information to our page. We are very keen to up our online presence and make this a good way of communicating with members and the ultrasound community as a whole.



www.facebook.com/pages/BMUS-British-Medical-Ultrasound-Soc/138260846251395?ref=ts

Recent advances in biomedical ultrasound imaging techniques.

Organised by Haidong Liang, J Alison Noble and Peter NT Wells and published in August 2011, will be **FREELY AVAILABLE ONLINE UNTIL 31 JANUARY 2012.**



Nowadays in the UK, more than one quarter of all clinical imaging procedures use

ultrasound and the number of ultrasonic scans that are performed each year exceeds all of those done by X-ray computed tomography, magnetic resonance imaging and radionuclide scanning combined. Diagnostic ultrasound has come into its ascendancy over the last 60 years, mutating from a laboratory curiosity being developed and promoted by very few innovative engineers and visionary into an indispensable tool in modern routine clinical practice.

This issue of **Interface Focus** aims to provide a coherent and timely snapshot of at least most of the main areas of contemporary research. It is aimed at a multi-disciplinary readership and, thus, also aims to catalyse new research collaborations.

The fourteen articles published in this issue can be divided into four categories: advances in mainstream technologies; focus on technologies that are just now beginning to impact upon clinical practice; contemporary research; and the final one that puts the safety considerations of ultrasonic imaging into perspective.

Access all articles at: rsfs.royalsocietypublishing.org/site/misc/Ultrasound.xhtml

The print issue can be purchased for £49.00.

To place an order send payment by cheque (payable to Portland Customer Services) or by Visa/MasterCard (quoting Focus/1/4) to:
Portland Customer Services, Commerce Way, Colchester CO2 8HP
 tel: +44 (0)1206 796351
 email: sales@portland-services.com

Interface Focus, formerly a supplement of *Journal of the Royal Society Interface*, was launched as an independent journal in 2011.
 Find out more at rsfs.royalsocietypublishing.org

Update on the ACCEA National level Clinical Excellence Awards 2012 Round

The ACCEA is still awaiting a decision from Ministers on whether there will be a new national awards round in 2012. Although we continue to work on the assumption that there will be a new awards round, until we know this for certain we cannot open the online submission process. **The likely closing date for the 2012 Round will be in the New Year.**

We are certain that there will be a round for renewal applications and ACCEA will be expecting renewals from those who -

- have awards that were granted in 2008, 2003, 1998, 1993
- are on an annual renewal owing to reinstatement of their award after a return to work following retirement
- failed to renew their award in 2011 Round submitted inadequate evidence to justify renewal in the 2011 Round.

We will write to consultants who need to renew their award when the round is launched however, the onus is on the award holder to ensure the award is renewed at the correct time.

Check the website for updates.



RCOG - Addendum to Clinical Guidelines

Statement-Interim Guidance on GTG No. 25: Management of Early Pregnancy Loss

Following the publication of the papers in *Ultrasound in Obstetrics and Gynecology* in mid-November, the RCOG has produced an addendum to Greentop Guideline No. 25 (2006) 'The Management of Early Pregnancy Loss'.

To view the addendum, go to-

www.rcog.org.uk/news/statement-interim-guidance-gtg-no-25-management-early-pregnancy-loss.



Royal College of
Obstetricians and Gynaecologists
Bringing to life the best in women's health care

A few dates for your 2012 diary

March 12
Head & neck, London

May 4
Life Connections conference—
echo in life-support, Kettering

May 21
Contrast enhanced ultrasound
course: the basics, setting up the
service, Plymouth

June 12 & 13
BMUS Summer School, Bristol

Day 1— renal imaging and intervention
Vascular Imaging, imaging and intervention -
carotids, aneurysms, vascular anomalies and
cardiac.

Day 2- MSK imaging and intervention.

Dec 10 - 12
BMUS Annual Scientific
Meeting & Exhibition, Telford
International Centre



Many more events will be added
shortly.

For more listings and information go
to-

www.bmus.org/conference-events/ce-studydays.asp

e-format - saving money and the planet

In order to cut costs and keep the membership fee as low as possible, particularly in these difficult times, the BMUS office has taken the decision to cut down on postage costs where possible by using e-mail and e-documents.

If you wish to update your e-mail address, please e-mail heather@bmus.org and we will update your account accordingly. Everyone's a winner.